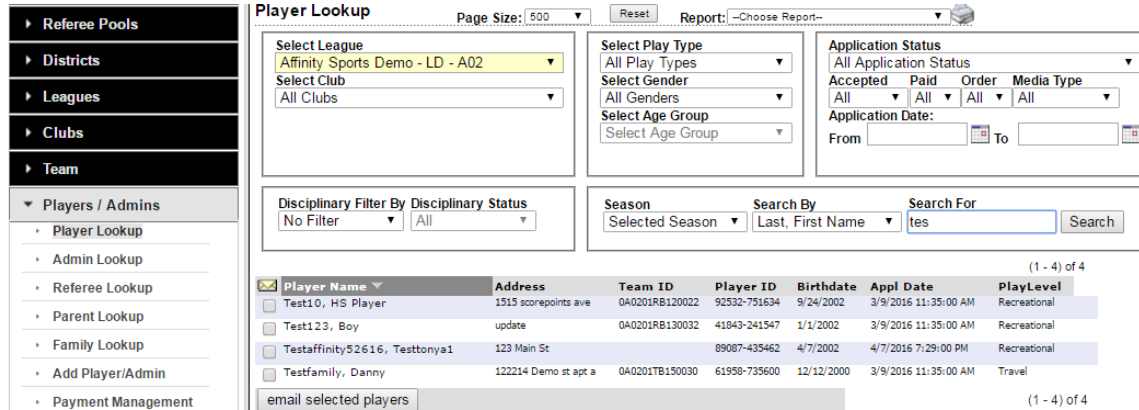


How to: Upload a Photo

To update a player photo for a player in your League/Club go to Player Lookup.



Once in the Player profile, click on the box that says 'Click to upload photo'

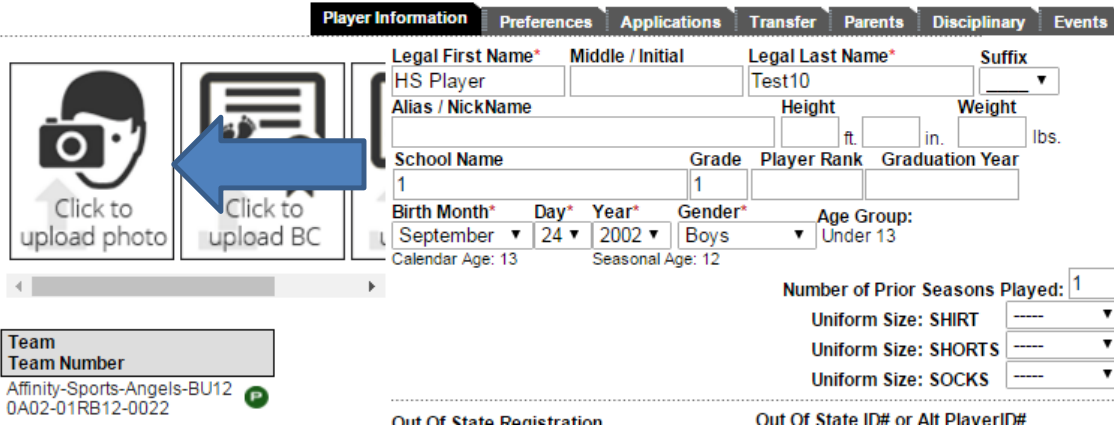
Edit Player

1 of 4 Next Player >>

HS Player Test10

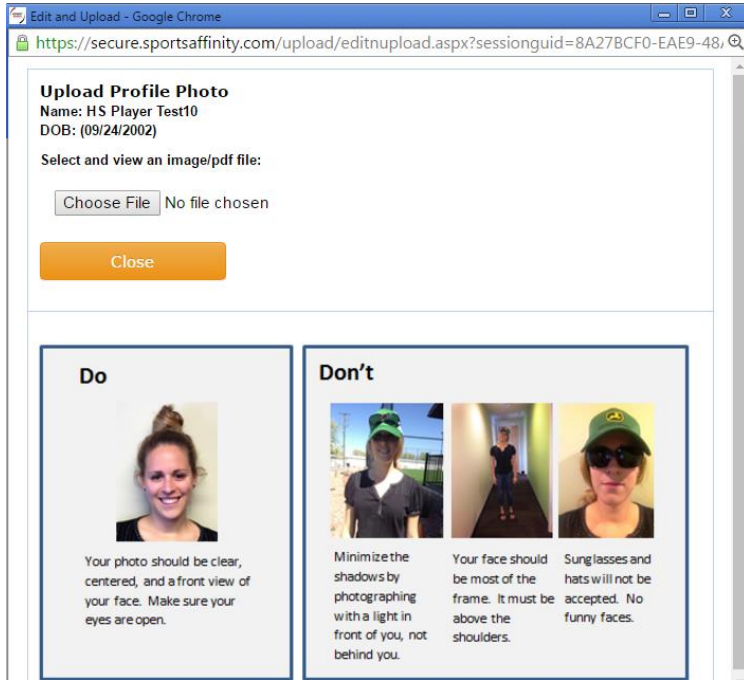
92532-751634

Affinity Sports Affinity Sports Demo - LD Affinity Sports Demo Club LD Play level: Recreational Age group: Under 13

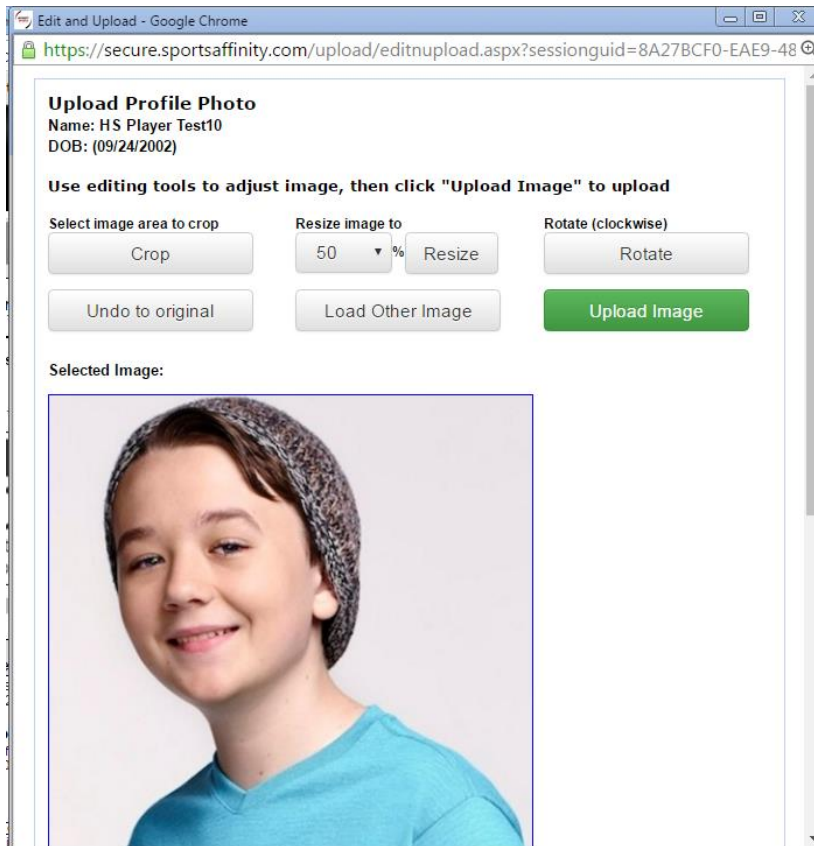


Click 'Choose File' to search for the photo in your computer

You will also see the Do's and the Don'ts on what the photo should look like.



Once you select the photo, you will be able to edit the photo before uploading it.



Click upload image to save changes and add the photo to the record.

To change the existing photo:

Click on the player photo in the record

When the pop up comes up click on 'Delete'

Click 'OK' in the next pop up that verifies you want to delete the photo

Next follow the steps above to add a new photo



Questions? We're here to help 7 days a week!

1-800-808-7195

Hours

Monday - Friday 7:00 AM - 7:00 PM PST
Saturday - Sunday 7:00 AM - 3:30 PM PST